

Introducing...



IPC Portotecnica



The ultimate in
**Pressure
washers** at



CENTRAL
Cleaning Supplies
(Aust) Pty. Ltd.

Professional Pressure Washers

IPC G150 OT Cold Water Pressure Washer


Product code: IDAF92382



Technical Features

Pump pressure	2175 PSI
Water flow rate L/M	8.3 LTR
Outlet water temperature	60°
Absorbed power	2700 W
Detergent tank I	3 LTR
Length of A.P. Hose	8 MTR
Electric cable	5.5 MTR
Dimensions LxWxH cm	46 x 35 x 93
Weight	22 KG

Low noise industrial motor



IPC G150x OT Cold Water Pressure Washer with Hose Reel

Product code: IDAF92383



Technical Features

Pump pressure	2175 PSI
Water flow rate L/M	8.3 LTR
Outlet water temperature	60°
Absorbed power	2700 W
Detergent tank	3 LTR
Length of A.P. Hose	8 MTR
Electric cable	5.5 MTR
Dimensions LxWxH cm	46 x 35 x 93
Weight	22 KG

Hose Reel inclusive



HOT LINE LDS 141 Hot Water Pressure Washer

Product code: IDAC40245



Technical Features

Pump pressure	2030 PSI
Water flow rate L/M	7.5 LTR
Voltage	1-240V-50Hz
Absorbed power	2.4 kW
Fuel tank I	4 LTR
Detergent tank I	0.5 LTR
Dimensions LxWxH cm	64 x 48 x 76

Featured Accessories



Trigger gun

High pressure hose
10m with screw couplings



Industrial Pressure Washers

CHALLENGE 1210 M Hot Water Pressure Washer

Product code: IDAC88645



Technical Features

Pump pressure	1885 PSI
Water flow rate L/M	10 LTR
Outlet water temperature	30°
Oil consumption KG/H	3.2 KG
Absorbed power	3000 W
Fuel tank I	12 LTR
Detergent tank I	8 LTR
Descaling tank I	2 LTR
Length of A.P. Hose	10 MTR
Dimensions LxWxH cm	98 x 67 x 81
Weight	88 KG

Featured Accessories



Unique
Handgrip trigger
+ 7m hose

BENZ HS 2620 Petrol Cold Water Pressure Washer


Product code: IDAF40083



Technical Features

Pump pressure	2610 PSI
Water flow rate L/M	11 LTR
Engine type	GX 200 HONDA
Motor power	6.5 HP
RPM	3450
Dimensions LxWxH cm	83 x 55 x 49
Weight	43.5 KG


Thermostatic valve



A Thermostatic valve
is used to protect the pump from
possible overheating of the water
while in by-pass.

ML CMP 1910 M Professional Stationary Pressure Washer Cold Water

Product code: IDAF40291



Technical Features

Pump pressure	1885 PSI
Water flow rate L/M	10 LTR
Voltage	1-230V-50Hz
Absorbed power	3.0 kW
RPM	1450
Dimensions LxWxH cm	59 x 39 x 29
Weight	40 KG

New H.P. IPC PUMP inside

Plunger pump with brass head and
ceramic pistons



ECR LS 3640 Graffiti Eco Removal Pressure Washer Cold Water

Product code: IDSA40000



Technical Features

Pump pressure	2610 PSI
Water flow rate L/M	13 LTR
Engine type	Honda GX390 internal combustion engine with oil alert device
Engine power	13 HP
Dimensions LxWxH cm	120 x 82 x 97

Featured Accessories



Heavy duty insert media lance
70 cm stainless steel lance
with 10m suction hose



High pressure hose
10m with screw couplings



CENTRAL
Cleaning Supplies
(Aust) Pty. Ltd.



CONTACT ALL BRANCHES

Tel: 1300 347 347

Fax: 1300 348 348

www.centralcleaning.com.au

Email: sales@centralcleaning.com.au

**VICTORIA
HEAD OFFICE**

49 Laurens St, West Melbourne VIC 3003

SALES

161 Arden St, North Melbourne VIC 3051

201 Queensberry St, Carlton VIC 3053

439 Bell St, Preston VIC 3072

NEW SOUTH WALES

SYDNEY

601-607 Gardeners Rd, Mascot NSW 2020

TASMANIA

HOBART

46 Brisbane St, Hobart TAS 7000